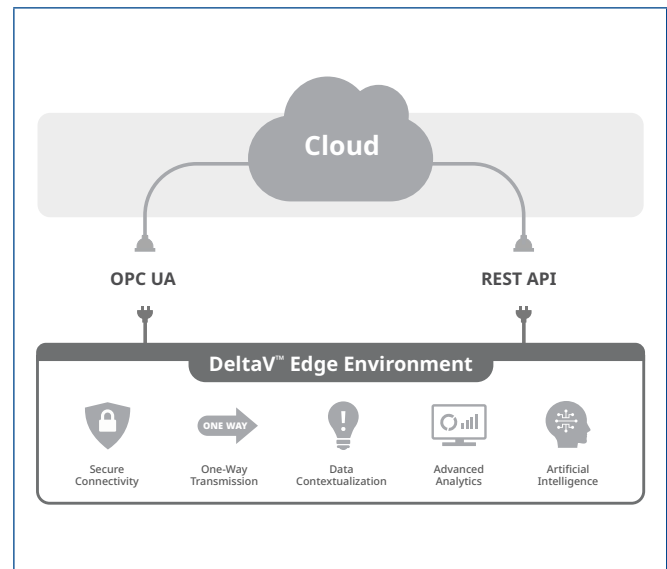


DeltaV™ Edge Environment

DeltaV™ Edge Environment provides easy and secure access to DeltaV and DeltaV SIS™ system data for use on premise or in the cloud for monitoring, analytics, reporting or other Enterprise applications to drive operational improvements.

- Easy and secure access to DeltaV™ and DeltaV SIS™ system data
- Out-of-the-box contextualization that reflects plant object hierarchy
- Secure sandbox to deploy and run applications close to the data source
- Easy maintenance that requires minimal field expertise



Introduction

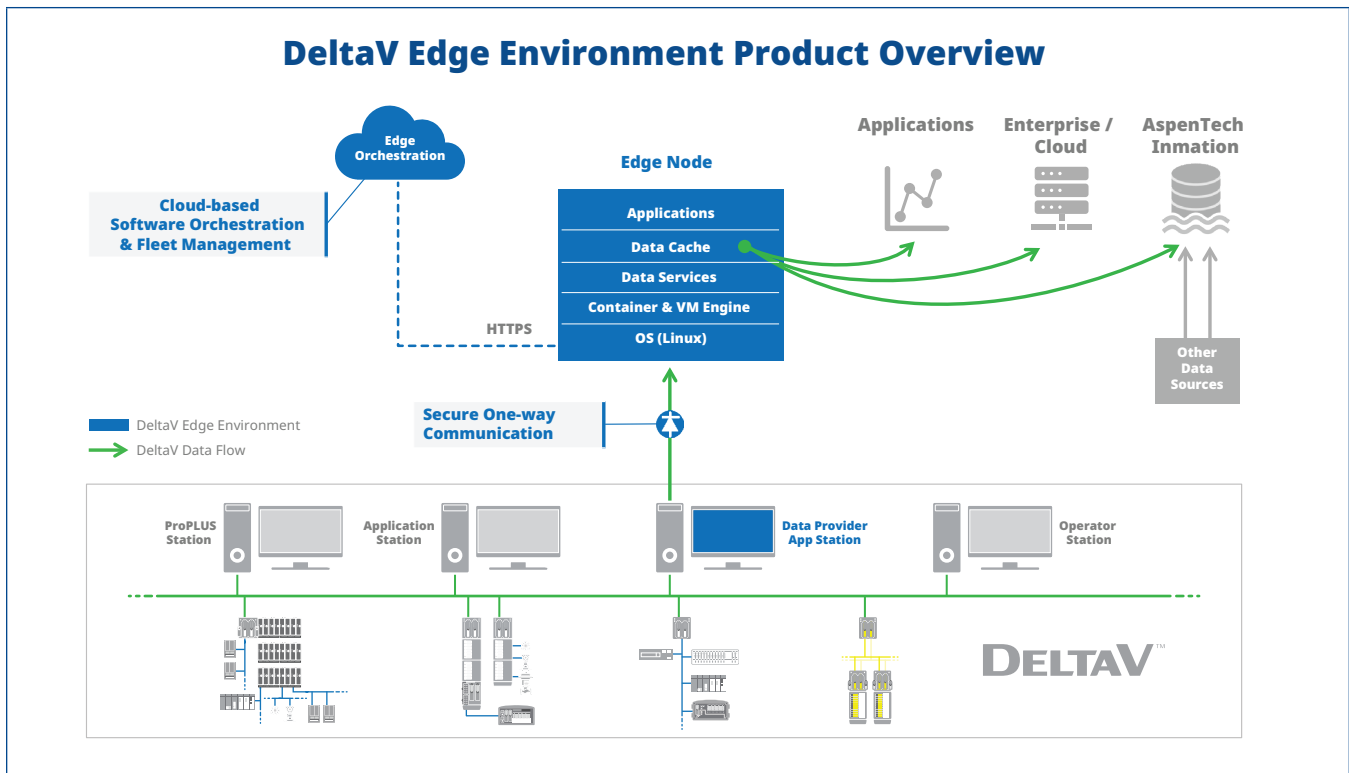
DeltaV™ distributed control systems collect, generate, and aggregate large amounts of valuable data. This data is often used beyond just performing process controls. OT and IT applications rely on data from the DeltaV system to generate production and operations intelligence, monitors and tracks regulatory and other compliance data, computes and reports on plantwide KPIs, and drives sustainability and other digital transformation initiatives.

The evolution of data analytics requires large amounts of data to be made available in context across different data types. In addition, consumers of this data often need it to be available on the business network, accessible through commonly used data protocols, and for consumption by off the shelf data analytical tools such as Power BI, Node-RED,

Jupyter Notebook, Grafana, and so on. Furthermore, many users require analytics to be conducted at the edge and need to access the results or dashboards from their work PC via internet browser. The DeltaV Edge Environment is developed to deliver the capabilities that meet these needs and is the ideal source for accessing DeltaV data.

The DeltaV Edge Environment provides access to DeltaV system data through a unified solution architecture while satisfying IT cybersecurity, communications, and application requirements—all without disrupting the DeltaV system. It has been designed specifically to be user friendly to both IT and OT users to access DeltaV system data for use on premise or in the cloud.

DeltaV™ Edge Environment Architecture



The DeltaV™ Edge Environment solution consists of four major product components: Data Provider, Edge Node, Edge Orchestration, and an optional Data Diode.

Data Provider

The Data Provider resides on a dedicated DeltaV Application Station. It reads alarms and events information, configuration data, batch events and recipe, and real-time module and function block parameters and sends all of the data to the Edge Environment on a continuous basis. In addition, the Data Provider constantly assesses the latest configuration hierarchy based on DeltaV's configuration file and sends these updates to the Edge Node. The Data Provider also consolidates different data types and streams into one out-bound data flow.

The Data Provider in DeltaV Edge Environment can be easily configured to receive alarms, events, and real-time parameters, along with real-time batch events and recipe data. Users can also extract DeltaV system configurations seamlessly. To help users define the exact parameters they want to subscribe to, a dedicated Data Provider Configuration Tool is included.

Edge Node

The Edge Node hosts and executes a series of software applications including data services, interfaces, databases, and analytical applications to create an on-demand digital twin replicating both DeltaV system data and the configuration hierarchy for data contextualization. The Edge Environment's Edge Data Service receives data from the Data Provider, recognizes the data characteristics, and pushes the data into specific database or database areas. The internal database of the Edge Environment caches all the data it receives and automatically removes data that is more than one year old.

Both the runtime data and the cached data are accessible through the Edge Environment's egress interfaces, including OPC UA and REST API. The OPC UA server provides access to DeltaV runtime parameters, batch events, alarms and events, and cached data and also supports multiple aggregation methods to simplify comprehensive data queries. The Edge Environment's REST API is a web service that is based on HTTPS and provides data in JSON format. REST API and JSON are supported and used by modern data analytics applications.

To easily utilize data, you can deploy applications in the Edge Environment. For example, in addition to the above-mentioned Edge Environment services and applications, you can deploy Node-RED, Jupyter Notebook, Grafana, Power BI, and other third-party applications. These data analytics client applications are available out of the box and can access Edge Environment's data internally.

The Edge Environment's operating system is based on Linux kernel. All the software applications are deployed based on the Edge Environment operating system either as a virtual machine or a container.

Edge Orchestration

As a cloud-based software, the Edge Orchestration capability connects to the Edge Environment operating system and helps you manage your Edge Environments by providing visibility and control to both the software applications running within the Edge Environment and the underlying EVE-OS and computing resources. Edge Orchestration is the Edge Environment's control panel.

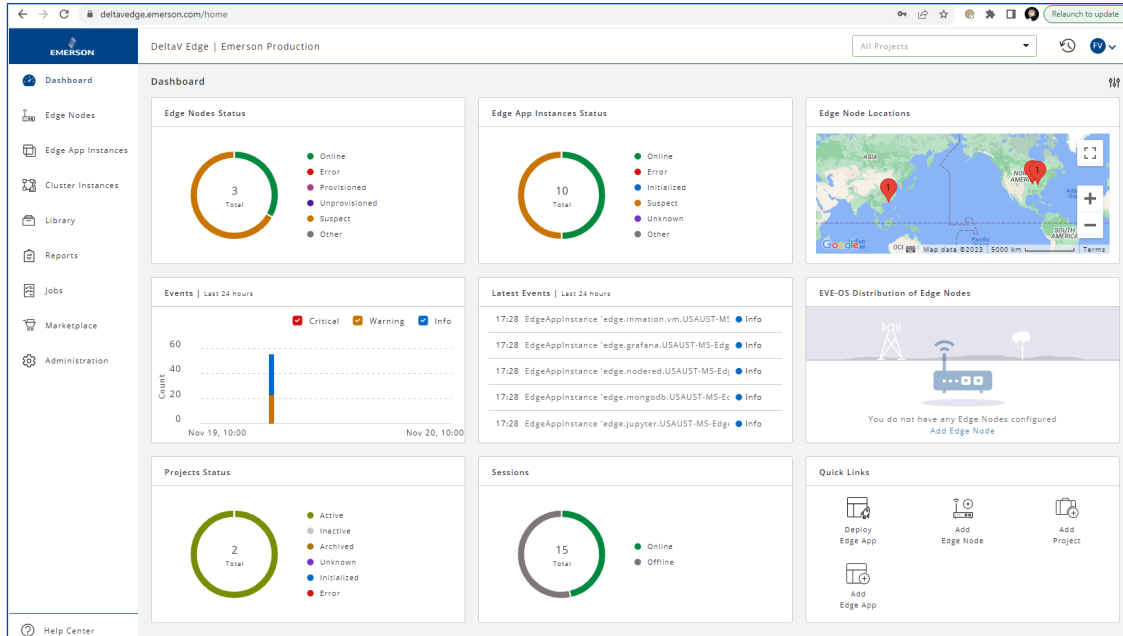
Edge Orchestration can:

- Display Edge Environment's configuration, status, diagnostics, and resource usage
- Activate, deactivate, and reboot the Edge Nodes
- Deploy, diagnose, and update applications
- Configure network setups, update operating system, and perform system-wide backup

The connection between the Edge Environment and Edge Orchestration is based on HTTPS, which is normally open at the enterprise network (Purdue Model Level 4) and the plant network (Purdue Model Level 3). The Edge Environment can stay connected with the Edge Orchestration so you can monitor the Edge Environment's working status and diagnostics on a constant basis. Alternatively, the Edge Environment may connect to the Edge Orchestration only when needed—the Edge Environment's normal operation does not depend on continuous connection to the Edge Orchestration.

Data Diode (Optional)

For additional security, an optional data diode can be deployed between the Data Provider and the Edge Environment. OPSWAT's MetaDefender Optical Diode is qualified for use with the DeltaV Edge Environment. The MetaDefender Optical Diode reliably transfers data over a hardware enforced one-way communications link enabling secure data sharing between isolated networks. Supporting a wide range of industrial protocols, MetaDefender Optical Diode is highly scalable and can transfer real time and historical data while ensuring the security and integrity of your critical assets.



DeltaV Edge Environment Dashboard.

Benefits

Easily and Securely Access DeltaV System Data

To access data from a control system, users traditionally need to set up several servers on the control system level because each server represents one type of data such as real-time data, history, alarms and events, batch, configuration data, etc. Each of those servers has an out-bound data flow going through the Purdue Model. This can be challenging given the requirements on network policies, security domains, encryptions, authentications, etc. and consumes time and resources for both initial setup and on-going maintenance.

To solve these challenges, DeltaV Edge Environment simplifies connectivity by combining all the control system level data servers into one solution called the Data Provider. As a super data service that pulls all DeltaV data and only needs one data outbound flow to traverse the Purdue Model, network setup is drastically simplified. Optionally, data from DeltaV Edge environment can bypass the Purdue Model by directly connecting the Data Provider to the Edge Environment through a data diode which will further simplify the OT/IT network setup.

Rather than letting data sit within the control system and waiting for it to be accessed, DeltaV Edge Environment replicates DeltaV data and exposes the data replica as an on-demand digital twin. This valuable data is available on the plant or enterprise level network where analysts, data scientists, and data consumption applications reside.

Once the data lands on the enterprise level network, it opens a universe of data analytical capabilities. Through the standard data interfaces, such as OPC UA and REST API, DeltaV data in the DeltaV Edge Environment will be open* to all the data users across the organization's entire network. Data users can use their favorite tools (e.g. Power BI, Microsoft Excel, Jupyter Notebook, Node-RED) to access and analyze the data without causing any disturbance to the DeltaV control system and the production process.

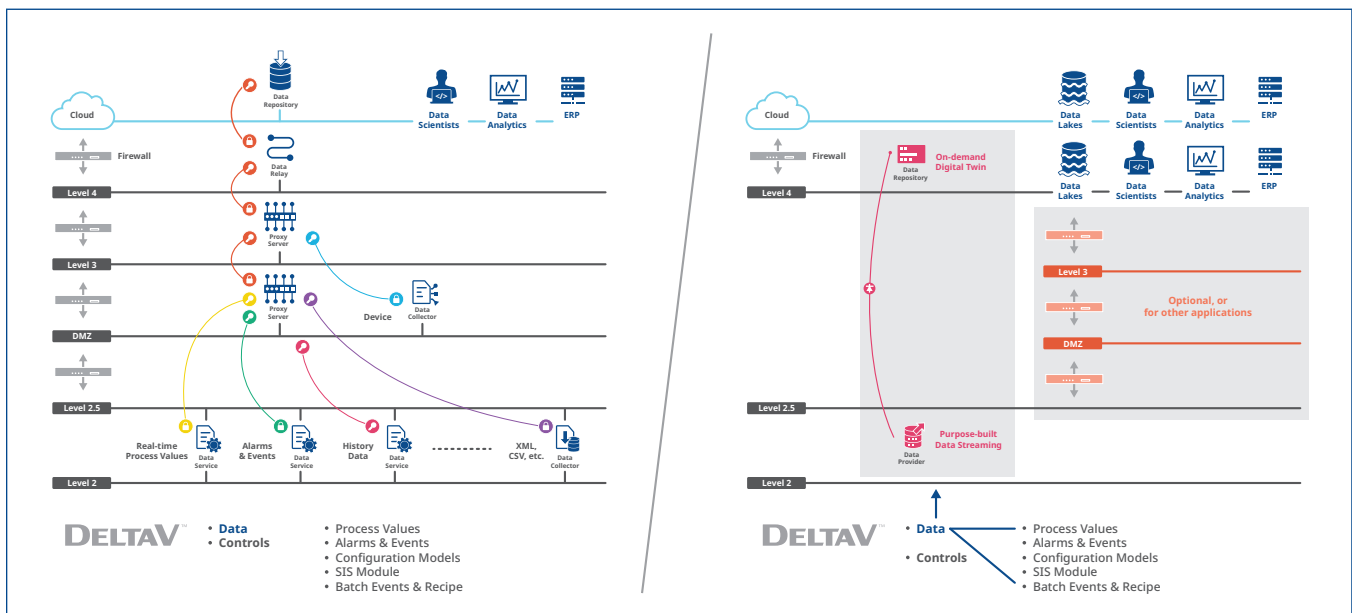
*DeltaV Edge Environment provides user account managed access to data via admin tools.

Out-of-the-box Contextualization that Reflects the Plant Object Hierarchy

Siloed and fragmented data with no relation to each other is difficult to use. The silos are often caused by the fact that data pulled from control systems are stored in a flat format and different types of data are pushed into different data repositories. To deal with the silo, users often construct a separate data hierarchy as a bolt-on solution separately hosted in a database infrastructure parallel to the data repositories. However, this bolt-on solution requires significant engineering efforts to design and implement. In addition, it needs to be constantly updated for changes made to the control system.

The design, engineering, and on-going updating of the data hierarchy often consumes large amounts of time and resources.

To solve this problem, the DeltaV Edge Environment replicates DeltaV's configuration hierarchy together along with DeltaV data. The source data model is preserved under the context of the DeltaV configuration and is available out of the box. It is also synchronized with DeltaV's latest configuration so any added changes will be automatically reflected. DeltaV's configuration hierarchy always reflects the actual process setup because operators rely on that hierarchy to operate the process and hence is the ideal data contextualization framework.



Traditional connections lead to complex security and configuration VS easy and secure connectivity providing data to all users.

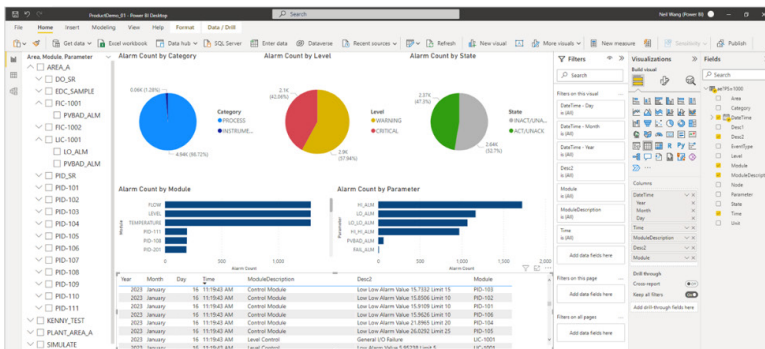
Secure Sandbox to Deploy and Run Applications Close to the Data Source

The DeltaV Edge Environment solution can host data analytical applications. Users don't need to worry about establishing another PC or its associated network connections. Since applications can be hosted directly on the Edge Node, DeltaV Edge Environment serves as a sandbox where data can be analyzed, aggregated, and assessed before deciding if it needs to be sent to the cloud or other long-term repositories. Applications hosted internally within the Edge Node can connect locally via REST API or OPC UA protocols, further reducing complexity.

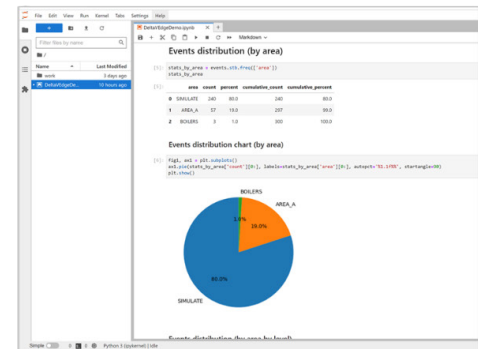
Edge Orchestration simplifies deployment with an application marketplace featuring curated, open-source containerized applications like JupyterLab, Node-RED, and Grafana. This marketplace will also serve as a hub for applications from Emerson and our Alliance Partners.

Finally, DeltaV Edge provides a private space for end-users to deploy and run their own custom-developed applications. On our DeltaV GitHub portal, users can explore a growing library of code snippets, tools, and utilities designed to empower them to develop custom applications for the DeltaV Edge Environment. Join the DeltaV Community on GitHub: <https://github.com/EmersonDeltaV>.

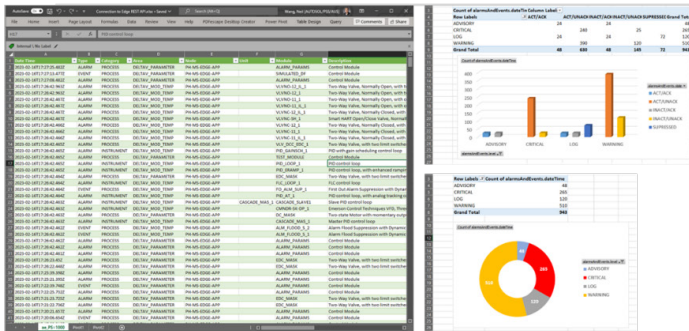
Sample Dashboard based on PowerBI



Sample Analytics based on Jupyter Notebook



Sample Data Query and Analytics based on Microsoft Excel



Sample Interactive Dashboard based on Node-Red



Easy Maintenance that Requires Minimal Field Expertise

Through the Edge Orchestration capability, DeltaV Edge Environment can be used as a managed appliance. That means users can focus on using the data without worrying about the underlying infrastructure. Emerson support is available to apply updates as well as to remotely diagnose, troubleshoot, and resolve issues through the Edge Orchestration.

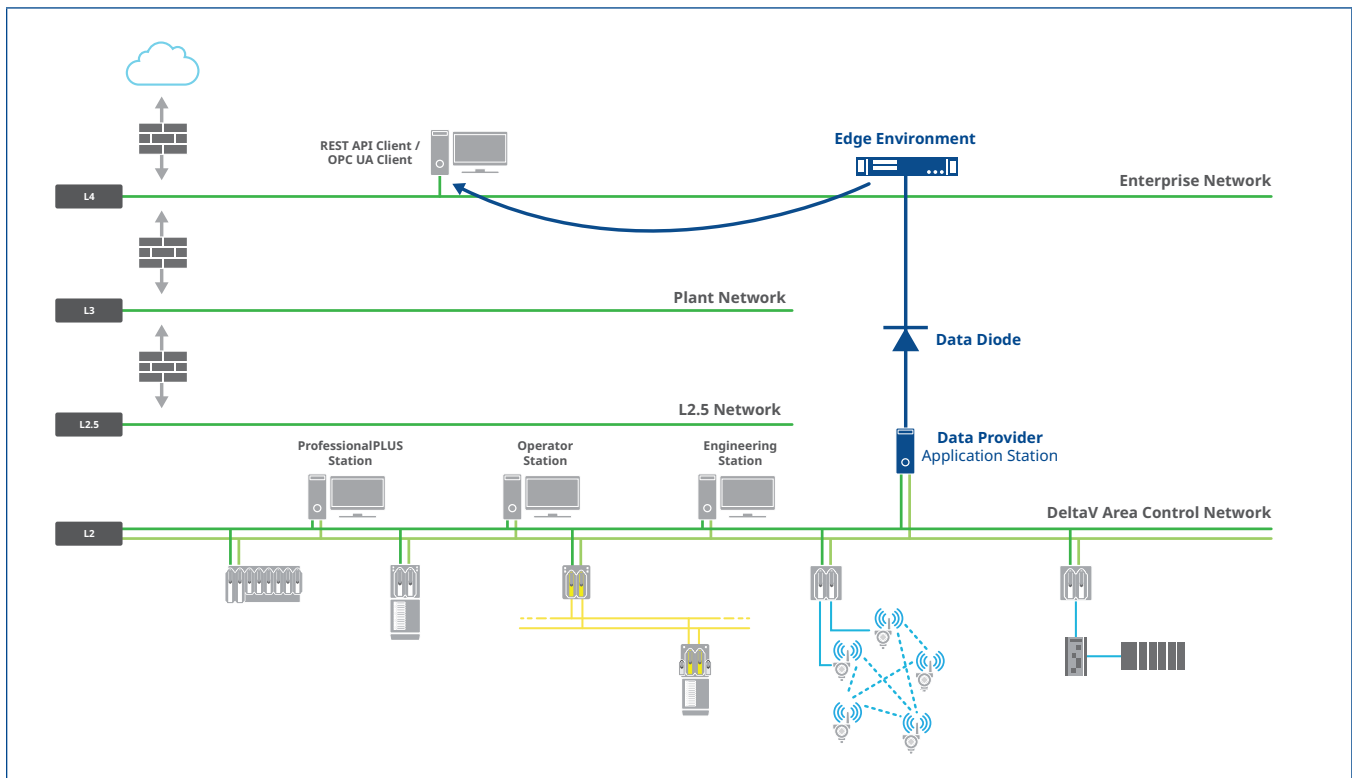
Built-in Security

Network Deployment

DeltaV Edge Environment supports both Purdue Model and data diode-based network connections. Users have two options to deploy the DeltaV Edge Environment solution. With both options, DeltaV Edge Environment's Data Provider remains inside of the DeltaV system based on a DeltaV Application Station and the Edge Node can be placed at the Level 3 Plant Network or Level 4 Enterprise Network.

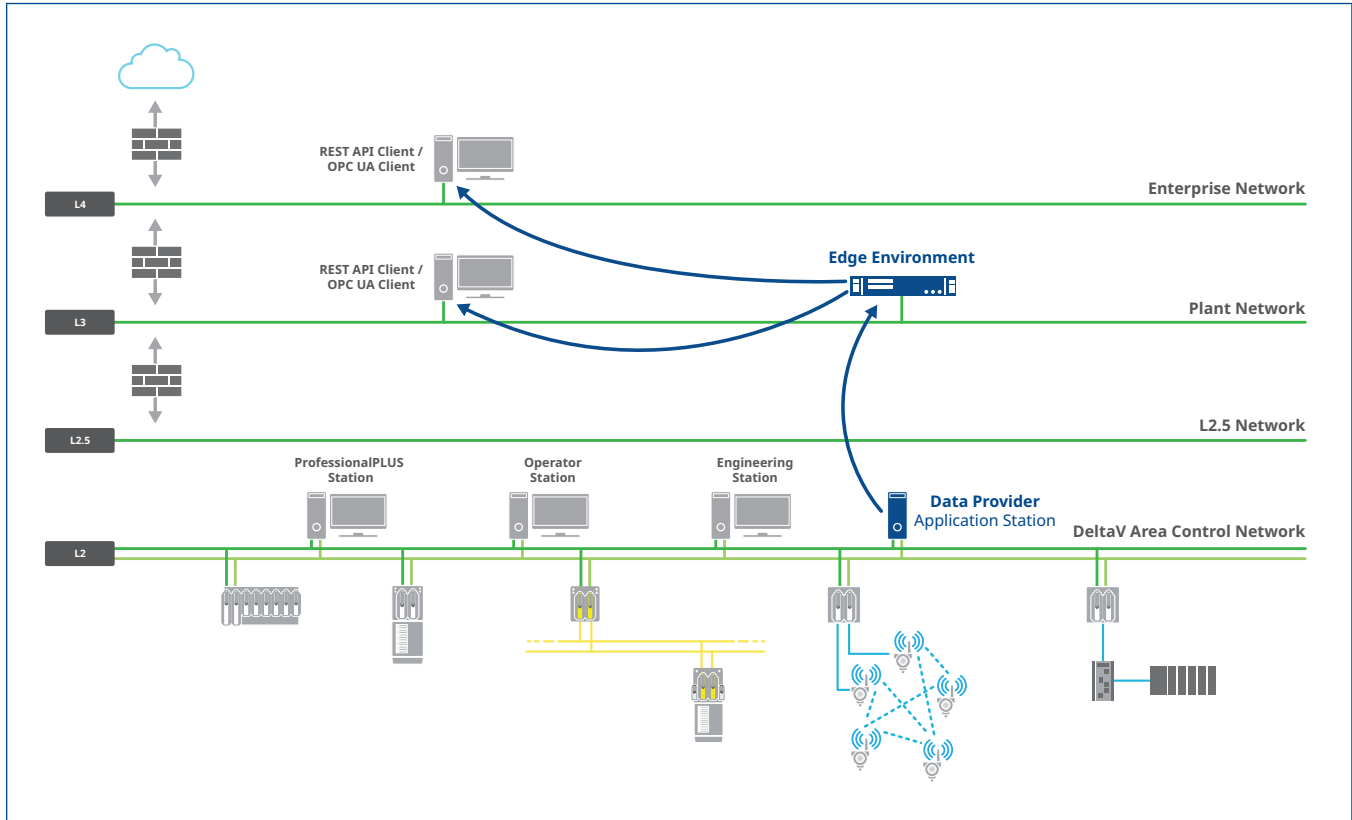
Option 1: A data diode is used to directly connect the Data Provider on Level 2 and the Edge Node on Level 4. Because the data diode allows data to travel in only one direction out from the Data Provider, there is no possibility for external intrusion or data being written back to DeltaV. This direct connection using the data diode can bypass the firewalls and security rules required in the traditional IT network setup and further simplify the network based security.

Option 1: Use A Data Diode to Simplify Edge Connection.



Option 2: Edge Environment node is placed on Level 3 or Plant Network and the Data Provider connects to the Edge Environment through a firewall. The connection between the Data Provider and Edge Environment is HTTPS.

Option 2: Edge Environment Node on Level 3 Plant Network.



Security Best Practices Between Data Provider and Edge Environment

The Data Provider’s out-bound data flow is built following cybersecurity best practices including Transport Layer Security (TLS) and Endpoint Authentication to ensure the data is encrypted and secured both in motion and at rest. The Data Provider’s outbound communication only sends data out which means it does not read back external data or information. The communication between Data Provider and Edge Environment is based on HTTPS, where a TLS certificate is required to establish the communication. The one-directional communication, together with TLS, perfectly protects DeltaV from external intrusion risks.

Edge Environment Data Access Security

The Edge Environment OPC UA Server supports secure access via administrator-defined user accounts and anonymous access with a server self-signed certificate. Users can configure the OPC UA Server to allow either or both access methods. The anonymous option is intended to help users simplify the initial connection setup process.

The Edge Environment REST API can be authenticated through an organization’s Active Directory Server. Permitted users can be set up as groups by the IT Department and DeltaV Edge Environment will verify with the Active Directory Server to authenticate a user’s access. The DeltaV Edge Environment Manager allows users to manage the Active Directory synchronization for REST API.

Edge Orchestration and User Data Security

The provided Edge Orchestration has been architected with a security-first approach. For key features of the Edge Orchestration solution, please reference the Whitepaper at: https://zededa.com/white_papers/zededa-security-architecture/.

Supported Data Types

The DeltaV Edge Environment provides secure and efficient access to a wide range of DeltaV data types, enabling enhanced monitoring, analytics, and reporting capabilities. The primary data types currently supported include:

- **Configuration Data:** Details of system setup, encompassing module configurations, parameter settings, and the hierarchical organization of equipment and processes.
- **Process Values:** Real-time measurements and control parameters such as temperature, pressure, flow rate, and level, offering insights into current process conditions.

- **Alarms & Events:** Logs of alarms and events that assist users in promptly responding to abnormal conditions, thereby enhancing safety and minimizing downtime.
- **Safety Instrumented Systems (SIS):** Safety-critical information from SIS modules, including safety alarms, interlock statuses, and safety logic details, ensuring safe operations and regulatory compliance.
- **Batch Events & Recipe:** Batch events, recipe hierarchy and parameters, phases, and sequences of operations, which are crucial for consistency and optimization.
- **Historical Data:** Caches ingested process values, alarms, events, and batch data for up to one year, facilitating trend analysis, performance assessment, and informed decision-making.

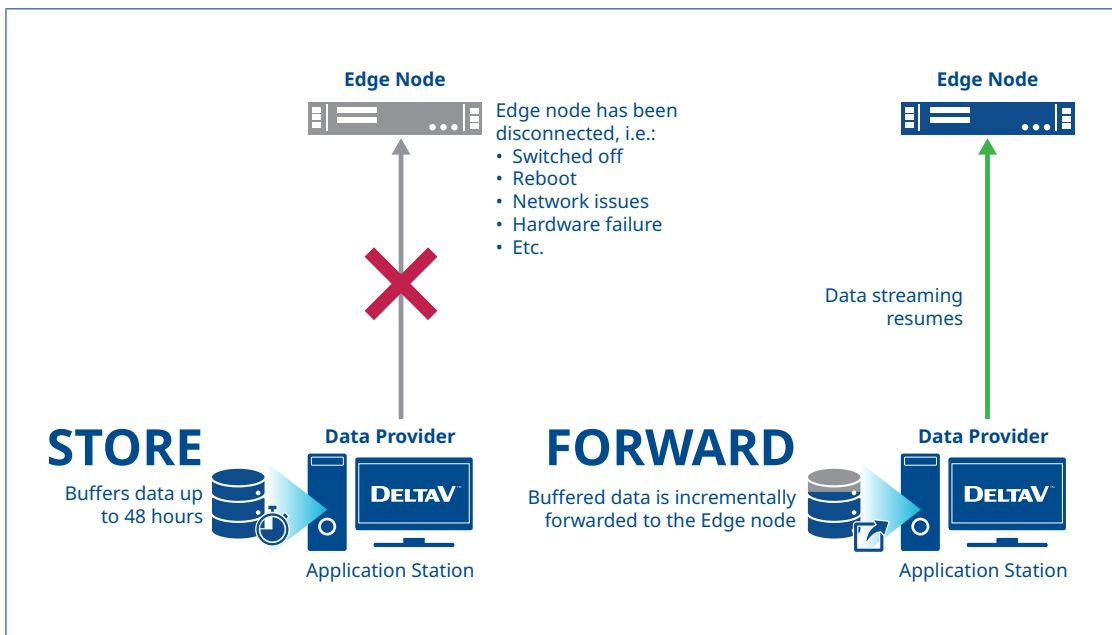
Future releases of the DeltaV Edge Environment aim to expand data accessibility by incorporating additional data types such as DeltaV Live displays, diagnostics, VCAT and more.

Data Reliability

Store and Forward

The Store and Forward feature enhances data reliability by locally buffering incoming data for up to 48 hours in case of a connection loss between the Edge node and the Data Provider. This is crucial for preventing data loss during both scheduled maintenance and unexpected downtimes on the Edge node, such as power outages or network disruptions.

Store and Forward can be enabled immediately or scheduled for later. In setups without a data diode, the feature activates automatically when the Data Provider detects that the Edge node is not receiving data. In configurations with a data diode, which enforces one-way communication, Store and Forward must be manually enabled because the sender cannot receive acknowledgments from the receiver. If the buffer exceeds the 48-hour limit, the system uses a first-in, first-out approach to manage the data, ensuring that the most recent data is preserved.



Capacity


Data Provider Egress to Edge Environment	
Parameters Data	30K parameter data/second, 300K parameter data
Alarms and Events	100 events/second, 4K peak alarms handling*
Batch Events	Supports data from up to 4 active Batch Executives, each handling up to 100 active batches
Transportation	HTTPS

*In an alarm flood situation, a spike of 4K alarms generated within 1 second will still be sent to the Edge Environment on top of the regular 100/second events flow, without data loss; notice a spike is defined as a sudden and non-repetitive alarms or events burst.

Technical Specifications

Edge Server (Dell PowerEdge R660xs XL)

DeltaV Edge Environment utilizes the Dell PowerEdge R660xs XL server as its hosting hardware platform. The server is available in two configurations, as shown in the table below:

DeltaV™ Edge Environment Server based on Dell PowerEdge R660xs XL Rack Mounted Server		
		
Specifications	DeltaV Edge Server	DeltaV Edge Server Advanced
Part Number	SE2742C01	SE2742C02
Core Edge Apps	Supported	Supported
DeltaV™ Live on Edge	Not Supported	Supported
3rd Party App Hosting	Up to 3 apps	More than 3 apps (limit depends on app type)
Recommended Use Case	Ideal for data egress, collecting and transferring data to enterprise/cloud	Designed for hosting applications on the Edge server, enabling processing and visualization at the Edge level
Memory (RAM)	128GB RAM	256GB RAM
CPU	Dual Intel Xeon Gold 5415+ 2.9G, 8C/16T, 16GT/s, 22.5M, Cache, Turbo, HT (150W) DDR5-4400	Dual Intel Xeon Gold 6526Y 2.8G, 16C/32T, 20GT/s, 37.5M Cache, Turbo, HT (195W) DDR5-5200
Storage	12TB SSD (7 x 1.92TB SATA Read-Intensive SSD, RAID 5)	
Chassis	2.5" Chassis with up to 8 Hard Drives (SAS/SATA), 2 CPU	
RAID Controller	PERC H755 SAS Front	
Network Interface	Broadcom 5720 Quad Port 1GbE BASE-T Adapter, OCP NIC 3.0	
Power Supply	Dual, Hot-Plug, Redundant (1 +1), 800W	
Management	iDRAC9, Enterprise 16G	
Form Factor	1U Rack-Mounted Server (Height: 42.8mm (1 .68in), Width: 482mm (18.97in), Depth: 748.79mm (29.47in))	
Operating System	EVE-OS 12.0.7 LTS	
Warranty	Up to 5 Years	

The Dell PowerEdge R660xs XL server replaces the previously supported Dell PowerEdge R650xs (SE2741C01) in this configuration. However, the R650xs model still includes a five-year warranty from Dell, applicable from the original date of purchase.

Dedicated Application Station for the Data Provider


The Data Provider can be a physical or virtualized machine. The table below lists the recommended physical and VM settings:

Physical	Virtual
Any server-class Application Station that supports DeltaV versions 14 and up. Refer to the DeltaV Workstation and Server Hardware Product Data Sheet under Documents & Drawings.	4 vCPUs, 16GB Memory, with minimum storage allocation of C: 80 GB, D: 40 GB (as in the default server VM template). Note: The minimum specification recommended is based on the requirements for DeltaV Edge Environment version 1.1. For future-proofing, it is recommended to allocate C: 400 GB, D: 400 GB of storage.

Data Diode (OPSWAT's MetaDefender Optical Diode)

The OPSWAT's MetaDefender Optical Diode is the tested and validated solution for users that need to egress data from the DeltaV system through DeltaV Edge Environment via data diode. The MetaDefender Optical Diode provides access to real-time OT data and enables secure data transfer to make DeltaV data accessible at the enterprise. For DeltaV Edge Environment, the 100MB and 1GB data transfer rates are supported options. This solution allows the Data Provider to be directly connected to the Edge Node for a secure and simplified IT network solution. For key features of the MetaDefender Optical Diode, visit: <https://www.opswat.com/products/metadefender/optical-diode>.

OPSWAT's MetaDefender Optical Diode			
Firmware	Redundant Power Supply	Power Consumption	Voltage
1.2.1	250W	Typical – 150W	100-240VAC. auto ranging



You will receive a package from OPSWAT containing the following:

- Two 19" 1U servers
- Mounting rail kits
- Two power cables
- Fiber Optic cables (OS2 LC-LC Single Mode Fiber Patch Cable | Simplex 9/125 LC to LC Singlemode Jumper Cord)
- Two USB security dongles
- SFP modules (2x Single Mode TX only 10G SFP+, 2x Single Mode RX only 10G SFP+) Field or factory Upgradeable by software licensing

Data Diode (Other Brands and Models)

We are open to qualify alternative data diodes upon request. We will evaluate its specifications to ensure compatibility and optimal performance with DeltaV Edge Environment's system requirements.

Data Diode Support

For any issues with the data diode, please reach out directly to the manufacturer for support.

Licensing

DeltaV Edge Environment is a term-based offering with three performance tiers—20K, 100K, and 300K parameter data points. Customers can select the tier that best aligns with their data and scalability requirements.

Both required and optional components are available, as detailed in the **Ordering Information** table. These include perpetual licenses and subscription-based add-ons.

The DeltaV Edge Environment subscription licenses are set to automatically renew unless written notice of non-renewal is provided at least 30 days before the renewal date. If the licenses are not renewed due to a customer request for non-renewal or a breach of contract, data egress functionality via OPC UA and REST API will be disabled. Access to additional admin users for Edge Orchestration will also be restricted. While the Edge system will continue operating with its current configuration, no new data can be accessed or transferred out of the environment. Additionally, support services and software updates will be suspended until the licenses are renewed.

To ensure uninterrupted access to new data, system functionality, data egress, and support, it is essential to maintain active licenses. Failing to do so may lead to operational disruptions and limited access to critical data.

Ordering Information

Description	Model Number
Base Subscription	
<p>DeltaV Edge Environment Base Subscription: xxxK parameter data</p> <ul style="list-style-type: none"> ■ DeltaV Edge Environment software infrastructure: Data Provider software, DeltaV Edge Environment software platform ■ Data Ingress: Configuration Hierarchy, Alarms & Events, Parameter and SIS Module Data ■ Data Egress: REST API ■ Edge Orchestration (1 Administrative User and 1 User Reserved for Emerson Support) 	VFDVEESwBPSxxx_YyFYzz*
Required Add-ons	
<p>DeltaV Edge Server – Perpetual</p> <p>This server is optimized for running the core DeltaV Edge applications, including the Data Service, Data Cache (MongoDB), and the upcoming Edge Explorer. It provides balanced performance for moderate data and application needs and supports hosting up to three third-party containerized applications. It is the ideal choice for deployments where DeltaV Edge is primarily used for data egress, ensuring efficient data collection and transfer to enterprise and cloud systems.</p>	SE2742C01
<p>DeltaV Edge Server Advanced – Perpetual</p> <p>Designed for higher-performance requirements, this server supports not only the core DeltaV Edge applications but also the upcoming DeltaV Live on Edge. It offers increased bandwidth and capacity, allowing for the hosting of more than three third-party apps and additional Emerson-developed apps. This makes it the preferred option for deployments focused on running applications directly on the Edge server, enabling advanced processing and visualization at the Edge level.</p>	SE2742C02
Required Add-ons	
<p>DeltaV Edge Application Station License – Perpetual</p> <p>This is the DeltaV software license to be installed on the dedicated DeltaV Application Station for the DeltaV Edge Environment Data Provider.</p>	VFDVEEPDVAPPS01
<p>*DeltaV Application Station Server – Perpetual</p> <p>This is the dedicated application station that only runs the “Data Provider” software without any other services (e.g., historian, OPC server, other applications). This can either be a physical or virtual application station. Any existing server-class application station that supports DeltaV versions 14 and above may be selected.</p>	Varies, reference release notes of targeted DeltaV release for supported servers

Description	Model Number
Optional Add-ons	
DeltaV Edge Environment Batch Data – Subscription	VFDVEESwBATCHS01_YyFYzz*
DeltaV Edge Environment OPC UA Server – Subscription	VFDVEESwOPCUAS01_YyFYzz*
1 Additional Admin User for the Edge Orchestration – Subscription	VFDVEESwAUSERS01_YyFYzz*
Base Package Upscale	
DeltaV Edge Environment Base Package Scaleup	VFDVEESwUPSxxx_1MFYzz*

These model numbers are for the initial subscription term only; part numbers for renewals end with -R and are sold separately.

*w represents the length of the subscription term in years (1, 3, or 5).

*xxx represents the capacity of the license (020 for 20K parameter data, 100 for 100K parameter data, or 300 for 300K parameter data).

*y represents the specific year of the subscription term (1, 2, 3, 4, or 5).

*zz represents a two-digit indicator of the year of purchase (e.g. 23).

Optional Data Diode from OPSWAT	Model Number
Perpetual License	
MetaDefender Optical Diode, 100Mbps	MD-NW-OPT-100MBPS-PERP
MetaDefender Optical Diode, 1Gbps Upgrade	MD-NW-1GBPS-UG-PERP
Subscription License	
MetaDefender Optical Diode, 100Mbps	MD-NW-OPT-100MBPS-SUB
MetaDefender Optical Diode, 1Gbps Upgrade	MD-NW-1GBPS-UG-SUB
Support and Warranty	
ICS Appliance Support and Warranty Additional year of software updates, support, and advanced replacement warranty for any OPSWAT appliance (i.e., any OPSWAT product that consists of hardware and software). Can be purchased in multi-year options. For perpetual licenses, the first year is included. As for subscription licenses, it is already part of the package, eliminating the need for a separate purchase.	ICSAPPLIANCE-SUPPORT-AND-WARRANTY
Silver Support Silver Support provides access to OPSWAT's technical support team from 8AM to 5PM (based on the time zone designated by your company). Access is via the OPSWAT Support Chat Window and/or Case Management Portal. Initial response time commitments (SLAs) are six hours for blocker issues and three business days for other issues. Additional details available at https://www.opswat.com/support .	SILVER-SUPPORT

This hardware enforced one way transfer solution serves as an industrial firewall that can't be compromised. The model number for 100Mbps includes the hardware, software and first year support plus warranty. Dell 340 or equivalent server on for Blue and Red server with redundant power supplies.

To increase the platform bandwidth from 100Mbps to 1Gbps, an additional license for 1Gbps is needed. This is a software upgrade that can be done in the factory or in the field.

The 100Mbps configuration has been tested and confirmed to handle the maximum throughput for DeltaV Edge Environment v2.0. For future-proofing, an upgrade to 1Gbps is available.

Licensing can either be perpetual or a multi-year subscription.

Product Support

DeltaV Edge Environment product support is included with all base package subscription purchases and delivered through Guardian. With your product subscription, you can access 24/7 call support, hotfixes, patches, minor and major releases, and empower your team for action with a direct connection to our Guardian platform.

Version Compatibility

DeltaV Edge Environment v2.0 is compatible with DeltaV v14.LTS, v14.FP1, v14.FP2, v14.FP3, v15.LTS, v15.FP1 and v15.FP2.

Related Products

For detailed information about the following applications, refer to the appropriate product data sheet:

DeltaV OPC UA Servers and Clients is an interoperability standard that allows for a secure and reliable exchange of real-time and historical data between the DeltaV system and other systems, applications and enterprise users.

DeltaV Application Station Software Suite gives you the ability to integrate DeltaV and off-the-shelf applications into your enterprise.

DeltaV Virtualization Hardware for Hyperconverged Infrastructure (HCI) improves productivity in development/training environments and with HCI you can take advantage of high availability options for on-line production environments.

DeltaV Workstation and Server Hardware provides the computing platform for engineering and operating your DeltaV control system.

©2025, Emerson. All rights reserved.

The Emerson logo is a trademark and service mark of Emerson Electric Co. The DeltaV logo is a mark of one of the Emerson family of companies. All other marks are the property of their respective owners.

The contents of this publication are presented for informational purposes only, and while diligent efforts were made to ensure their accuracy, they are not to be construed as warranties or guarantees, express or implied, regarding the products or services described herein or their use or applicability. All sales are governed by our terms and conditions, which are available on request. We reserve the right to modify or improve the designs or specifications of our products at any time without notice.

Contact Us

www.emerson.com/contactus